

PERSICO

69F

FOIL & RUDDER RAKE GUIDE

REVISION HISTORY

Rev No.	Issue Date	Reason for Issue
v1.0	13/03/2020	First issue

TABLE OF CONTENTS



















INTRODUCTION	3
UPWIND	4
DOWNWIND	6
UP & DOWN MOVEMENT	8

1. INTRODUCTION

This manual provides some guidance with the aid of pictures on how to trim the main foil and rudder on the Persico 69F. You are invited to read it carefully and familiarise yourself with the boat before sailing. The numbers contained in the tables and pictures are indicative. Sailors should always apply their best judgment whilst sailing.

1. UPWIND

TWS	BS	Leeward Foil	Windward Foil	Rudder
5/6	5/7	2*	-	2*
7/8	7/10	6	5**	6
9/12	10/14	5+	-	5/4
12/15	14/18	4	-	4
16/19	15/22	3	-	3
20+	16/25	2	-	1/2
* Non foiling conditions. Less rake to reduce drag				
** Only half foil down because of marginal upwind foiling conditions				

TWS	5/6	7/8	9/12	12/15	16/19	20+
BS	5/7	8/10	11/14	15/18	15/22	16/25
Leeward foil						
Windward foil						
Rudder						

2. DOWNWIND

TWS	BS	Leeward Foil	Windward Foil	Rudder
5/6	6/8	7	6*	7**
7/8	8/11	6	5*	6**
9/12	12/15	5	-	3/4
12/15	16/21	4	-	3
16/19	22/27	3	-	2
20+	28+	2	-	1/2
* All the way down				
** Reduce as appropriate looking at the bow after take off				









Rudder						
Windward foil						
Leeward foil						
BS	6/8	8/11	12/15	16/21	22/27	28+
TWS	5/6	7/8	9/12	12/15	16/19	20+

3. UP & DOWN MOVEMENT

The tables below indicate which rake it is easier to pull the board up and down for proper alignment between the top bearing and the mast block.

Please note that the down pull angles may vary depending on the pitch angle of the boat. With a bow down pitch, the numbers listed in the table may generate downward lift which is not wanted.

BS	Up	Down
8/12	3	0
13/16	4	1
17/21	4	2
22+	4	2

<p>Push down</p>				
<p>Pull up</p>				
<p>Boat speed</p>	<p>8/12</p>	<p>13/16</p>	<p>17/21</p>	<p>22+</p>